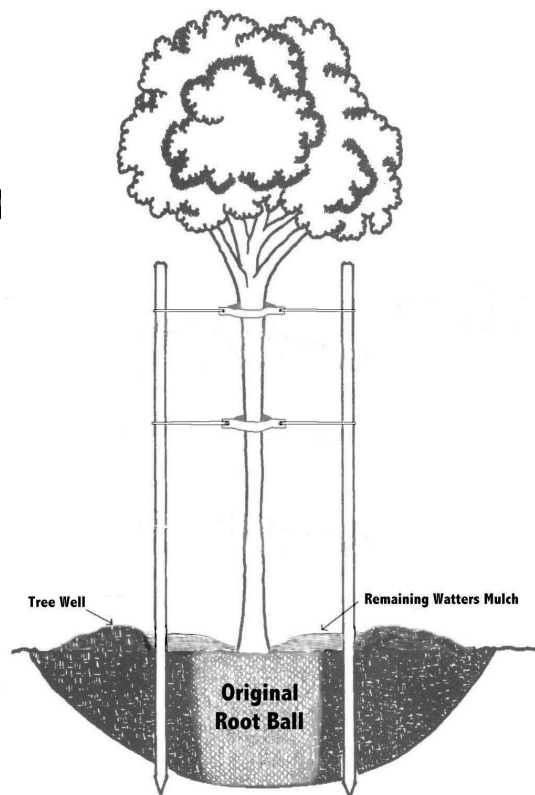


Attach Receipt Here
Receipt required for valid warranty.




1815 Iron Springs Road
Prescott, AZ 86305
928.445.4159

WattersGardenCenter.com

Watters Planting Guide


- 1. Dig a hole 3x times** the width of container and same depth. Discard golf ball size debris.
- 2. Check drainage** by filling hole with water. All water should drain away within 12 hours. If not, you have hard pan and it will need to be penetrated - dig deeper & add a layer of Gypsum.
- 3. Watters "Premium Mulch"** - Blend 1 part Mulch with two parts soil taken from hole.
- 4. Score the root ball** sides and bottom with a utility knife or pruners. Lightly massage roots.
- 5. Blend Soil with Mulch, All Purpose Plant Food & Aqua Boost Crystals** together then pack firmly around roots.
- 6. Stakes & V-Strap** - install stakes just outside the roots making sure the stakes are deeper than soil mix. Remove original shipping stake at the trunk.
- 7. Use V-Straps** around tree trunks to support trees from wind. Use one strap just under the tree canopy and a second 18" below the first.
- 8. Build a well around the plant** and give it a deep soak. Water with 2 gallons of "**Root & Grow**" mixture. Water with Root & Grow mixture every 2 weeks for 2 months.

Use remaining Watters Premium Mulch inside the plant well as a top dressing. This will keep weeds down, insulate roots from sunburn and cold, keeping the roots moist.



Add All Purpose Food

- 1 gallon - 1 tablespoon
- 5 gallon - ¼ cup
- 7 gallon - ½ cup
- 15 gallon - ¾ cup
- 24" box - 1 cup



Add Aqua Boost Crystals

- 1 gallon - 1 tablespoon
- 5 gallon - ¼ cup
- 7 gallon - ½ cup
- 15 gallon - ¾ cup
- 24" box - 1 cup

Recommended rates to mix into your planting soil. Use both in combination with Premium Mulch. Blend & Back fill around roots.

Automatic irrigation system is not sufficient to water initially. Hand water weekly new garden plants in addition to irrigation system with a garden hose for at least one month (2 months in Summer). Watering frequency varies according to season, exposure and plant size.

CHECK LIST:

- | | |
|---|--|
| <input type="checkbox"/> PREMIUM MULCH | <input type="checkbox"/> AQUA BOOST CRYSTALS |
| <input type="checkbox"/> ALL PURPOSE FOOD | <input type="checkbox"/> ROOT & GROW |
| <input type="checkbox"/> 2 STAKES | <input type="checkbox"/> 2 V-STRAPS & WIRE |

Watters Plant Warranty

"The Place where People who Love to Garden, Love to Shop"

We have gone to extraordinary lengths to offer you the highest quality trees, shrubs and vines. We want to ensure your landscape garden projects are rewarding and enjoyable. If you have problems with plants purchased from us, we want to know. Watters plant experts help with water, food, planting or spray suggestions. We are here for you.

Watters Preferred 2 year Warranty

**With the purchase of Watters Premium
Mulch your plant warranty is extended
to 2 years**

Should your plant die, Watters will issue a Gift Card equal to half the plant purchase amount good towards the purchase of any tree, shrub or vine in the nursery. One replacement per plant. **Original receipt and dead plant needed to honor warranty. Sorry, no cash refunds.**

Premium mulch needed to validate 2 year warranty showing on same receipt as plants

Plant Size	Mix Rate	Plants per bag
1 gallon	½ cu. ft.	3 per bag
5 gallon	1 cu. ft.	3 per 2 bags
7 - 10 gallon	1.5 cu. ft.	1 per bag
15 gallon	2 cu. ft.	3 per 4 bags
20-25 gallon	4.5 cu. ft.	1 per 3 bags
30-35 gallons	6 cu. ft.	1 per 4 bags

Watters Standard 4 month

Confidence Warranty

**Plant Watters Quality with confidence.
Every tree, shrub and vine comes with
our 4 month confidence warranty**



Should your plant die within 4 months from date of original purchase, Watters will issue a Gift Card equal to half the plant purchase amount good towards the purchase of any tree, shrub or vine in the nursery. One replacement per plant.

**Original receipt and
dead plant needed to
honor warranty.
Sorry, no cash refunds.**

Guide to Proper Water

Water newly planted trees and shrubs by hand with a garden hose for at least one month (2 months in Summer). Drip irrigation systems are not sufficient initially. Watering frequency varies according to season, exposure and plant size.

Plant Size	Year 1	Beyond 1 Year	Winter Dec-Mar
1 gal size	2 gallons	4 gallons	4 gallons
2 gal size	4 gallons	5 gallons	5 gallons
5 gal size	5 gallons	10 gallons	10 gallon
7-10 gal	7-10 gallon	15 gallon	15 gallon
15 gal sz	15 gallons	20 gallons	20 gallons
24" box	24 gallons	30 gallons	30 gallons
	Water plant 2 times per week	Water plant 1 time per week	Water plant 2 times per month

Proper irrigation is the hardest part of growing plants. If your plant shows signs of water stress, check the soil moisture 2" into the soil before watering. You must work with Nature to keep plants healthy.

WattersGardenCenter.com
1815 Iron Springs Road, Prescott
Top10Plants.com (online garden center)



Warranty Exclusions: *This warranty is limited to a one time credit, and becomes void after 2 years from the date of original purchase. Watters is not responsible for acts of nature such as drought, lightning, fire, flood, damage by animals, bugs or items of this nature. Plants not under warranty include annual flowers, patio tropical and houseplants.*